

## HONDA



### 00-01 Honda CBR929RR Shift Rod Kit



Use Rod A (32104060) with one section  
cut-off one end

### 01-04 Honda CBR600 F4i Shift Rod Kit



Use Rod B (32104050) with no changes

### 02-03 Honda CBR954RR Shift Rod Kit



Use Rod A (32104060) with one section  
cut-off one end

# Dynojet Quick Shifter Universal Shift Rod Guide

## KAWASAKI



04 Kawasaki ZX10R Shift Rod Kit



Use Rod B (32104050) with no changes

\*\* If additional lever adjustment is needed, cut 10mm from each side.

00-01 Kawasaki ZX-12R Shift Rod Kit



Use Rod A (32104060) with one section cut-off each end

02-03 Kawasaki ZX-12R Shift Rod Kit



Use Rod A (32104060) with one section cut-off each end

03-04 Kawasaki ZX-6R Shift Rod Kit

Use Rod A (32104060) with no changes



03-04 Kawasaki ZX-6R Shift Rod Kit

Use Rod A (32104060) with no changes



# Dynojet Quick Shifter Universal Shift Rod Guide

## SUZUKI



### 2004 Suzuki GSXR750 Shift Rod Kit



Use Rod B (32104050) with no changes



Rotate the Gear Linkage Clamp/Boss by 1 spline on the shaft for proper clearance

### 02-03 Suzuki GSXR750 Shift Rod Kit



Use Rod B (32104050) with 5mm cut-off each end



Rotate the Gear Linkage Clamp/Boss by 1 spline on the shaft for proper clearance

### 01-03 Suzuki GSXR600 Shift Rod Kit



Use Rod B (32104050) with 5mm cut-off each end



Rotate the Gear Linkage Clamp/Boss by 1 spline on the shaft for proper clearance

### 2004 Suzuki GSXR600 Shift Rod Kit



Use Rod B (32104050) with no changes



Rotate the Gear Linkage Clamp/Boss by 1 spline on the shaft for proper clearance

### 01-02 Suzuki GSXR1000 Shift Rod Kit



Use Rod B (32104050) with 5mm cut-off each end



Rotate the Gear Linkage Clamp/Boss by 1 spline on the shaft for proper clearance

**\*\* Power Commanders lower than Serial Number 0402XXXXX require a firmware upgrade. Using a Quick Shifter without the firmware upgrade will cause the EFI light to stay on after shifting. Return your unit to Dynojet for a free update**

### 03-04 Suzuki SV 650 Shift Rod Kit



Use Rod B (32104050) with no changes

**\*\* Power Commanders lower than Serial Number XXXXXXXX require a firmware upgrade. Using a Quick Shifter without the firmware upgrade will cause the EFI light to stay on after shifting. Return your unit to Dynojet for a free update**

## SUZUKI

### 03-04 Suzuki GSXR1000 Shift Rod Kit



Use Rod B (32104050) with 5mm cut-off each end



Rotate the Gear Linkage  
Clamp/Boss by 1 spline on  
on the shaft for proper  
clearance

**\*\* Power Commanders lower than Serial Number 0402XXXXX require a firmware upgrade. Using a Quick Shifter without the firmware upgrade will cause the EFI light to stay on after shifting. Return your unit to Dynojet for a free update**

### 03-04 Suzuki SV1000 Shift Rod Kit



Use Rod B (32104050) with no changes



Rotate the Gear Linkage  
Clamp/Boss by 1 spline on  
on the shaft for proper  
clearance

**\*\* Power Commanders lower than Serial Number XXXXXXXX require a firmware upgrade. Using a Quick Shifter without the firmware upgrade will cause the EFI light to stay on after shifting. Return your unit to Dynojet for a free update**


# Dynojet Quick Shifter Universal Shift Rod Guide

## YAMAHA



### 04 Yamaha R1 Shift Rod Kit

Use Rod A (32104060) with no changes



Use two of Rod C (32104030) with changes to only one Rod C.

**\*\* Cut two sections off of one Rod C. Make sure that all three rods are screwed all of the way into each other.**

### 03-04 Yamaha R6 Shift Rod Kit


Use Rod A (32104060) with no changes



Use Rod D (32105030) with one section cut-off

### 02-03 Yamaha R1 Shift Rod Kit

Use Rod A (32104060) with no changes




Use two of Rod C (32104030) with changes to only one Rod C.

**\*\* Cut two sections off of one Rod C. Make sure that all three rods are screwed all of the way into each other.**

### 02-04 Yamaha Road Star Warrior Shift Rod Kit

Use Rod A (32104060) with no changes



Use two Rod D (32105030) with one section cut-off on one of the Rod D

# Dynojet Quick Shifter Universal Shift Rod Guide

## DUCATI



02-03 Ducati 998 Shift Rod Kit



Use Rod A (32104060) with three sections cut-off each end

03-04 Ducati 999 Shift Rod Kit



Use Rod A (32104060) with three sections cut-off from one end and two from the other

03-04 Ducati 749 Shift Rod Kit



Use Rod A (32104060) with three sections cut-off each end

00-01 Ducati Monster 900 Shift Rod Kit



Use Rod A (32104060) with three sections cut-off each end

03-04 Ducati Monster 800 Shift Rod Kit



Use Rod A (32104060) with three sections cut-off each end

03-04 Ducati Monster 1000 Shift Rod Kit



Use Rod A (32104060) with three sections cut-off each end