



# MONTAGGIO COMANDO ARRETRATO DX CON MARMITTE ORIGINALI ASSEMBLY RH REAR SET CONTROL KIT WITH ORIGINAL EXHAUST

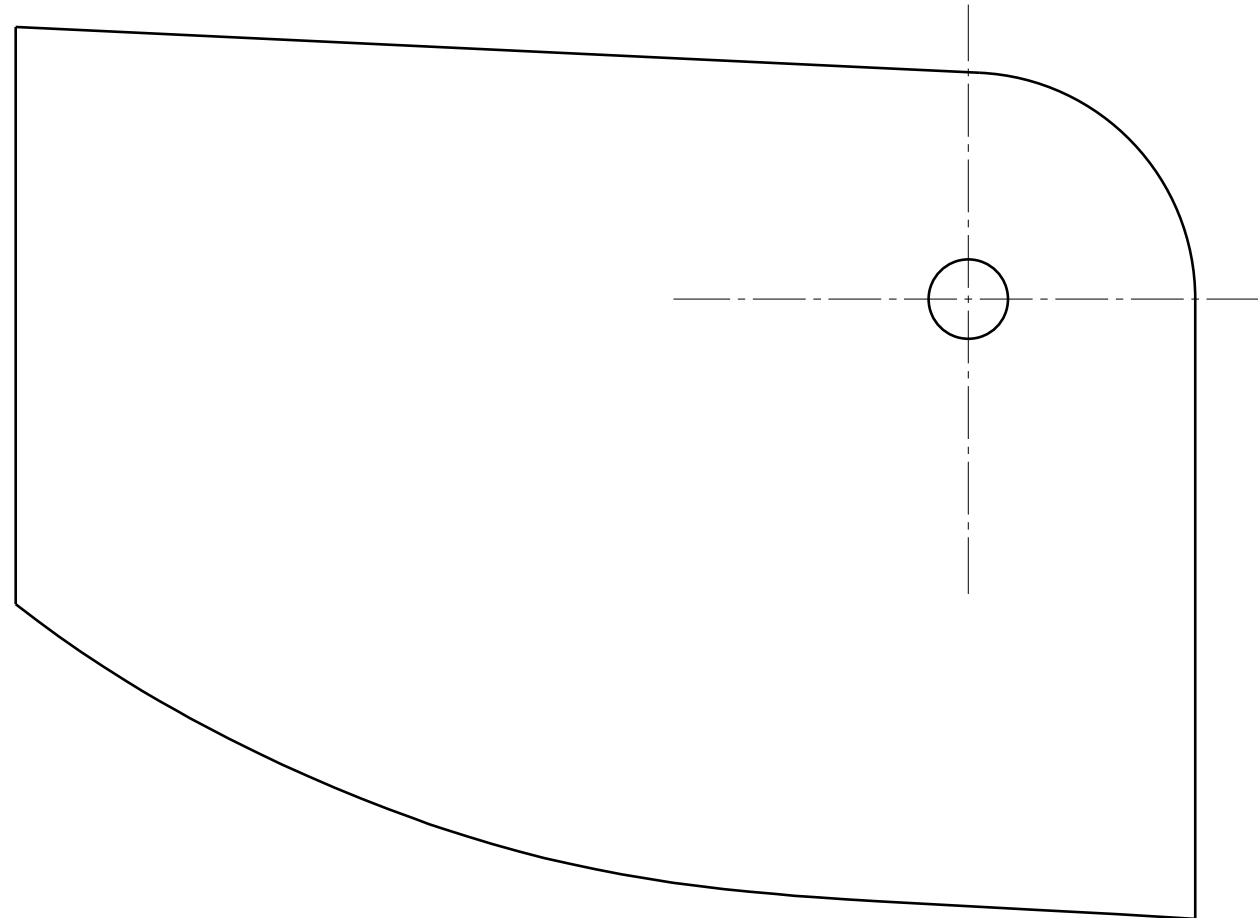
IL COMANDO ARRETRATO PUO' MUOVERSI NELLA DIREZIONE DELL'ASSE Z (VEDI FIG.) DI 15+15mm  
THE REAR SET CONTROL KIT CAN MOVE IN THE DIRECTION OF THE Z AXIS (SEE FIG.) OF 15+15mm



**MONTAGGIO COMANDO ARRETRATO DX CON MARMITTE ORIGINALI**  
*ASSEMBLY RH REAR SET CONTROL KIT WITH ORIGINAL EXHAUST*



**DIMA DEGLI INGOMBRI COMANDI ARRETRATI DX**  
*TEMPLATE OF THE ENCUMBRANCE RH REAR SET CONTROL KIT*



**ATTENZIONE:** STAMPARE IL FOGLIO IN SCALA 1:1 PER AVERE LE MISURE  
PRECISE DELLA DIMA

**WARNING:** PRINTING THE SHEET IN STAIRCASE 1:1 TO HAVE THE PERFECT  
MEASURES OF THE TEMPLATE