

# QuickShifter easy Supplementary Manual



## Ducati Scrambler 800 2015- (iQSE-1 + QSH-F2D)

Secure the bike on a stand.




Remove the seat.



Connect the QSH connectors in-line with  
the injector connectors.

*(Black, 2-pole connectors below the fuel  
tank at both sides.)*




# QuickShifter easy Supplementary Manual




## Ducati Scrambler 800 2015- (iQSE-1 + QSH-F2D)

Connect the QSH black wire terminal to the battery negative terminal.



Mount the QSE sensor.

*(Replace the bolt with the one supplied.  
Place the conical washers at the two sides  
of the sensor like this: (O). Tighten the bolt  
in this position by about 6 Nm. If you do not  
have torque wrench, tighten the bolt until  
the shift arm is tight on the gearbox shaft.)*



Typical position for the QuickShifter easy.

*Secure the unit Properly.*

